





# Mailer Box

230x160x50 Artwork Template

## IMPORTANT INFORMATION

(Failure to follow these instructions will slow the automatic processing of your job)

1. Do not modify the document size of this file.
2. Do not edit or remove locked layers.
3. Create your artwork on the 'Your Design' layer or on your own new layer.
4. Once your design is complete, ensure you convert all text to outlines & embed images.
5. **Save this file as a PDF** and upload on our file upload page after checking out.

-  Bleed Area
-  Finished Size
-  Safe Artwork Area
-  Fold
-  No print