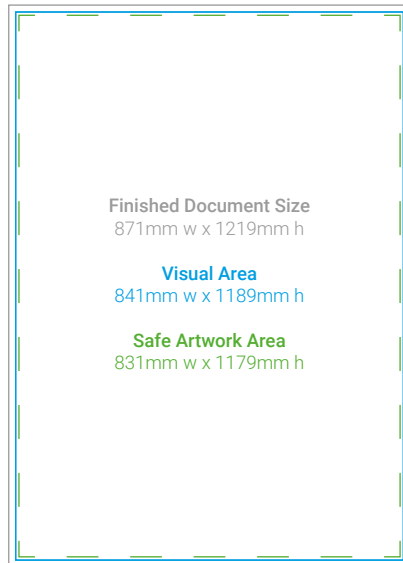
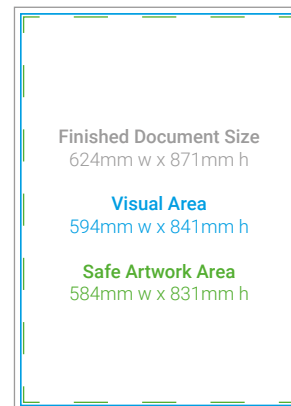


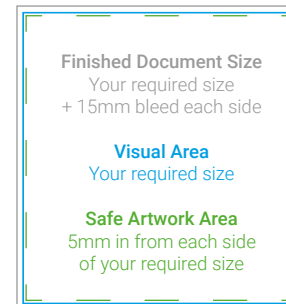
A0



A1



Custom



How to Setup Print Ready Artwork

- ▼ Convert all text to outlines
- ▼ Embed all images and elements
- ▼ 15mm Bleed Required
- ▼ No trim, crop or registration marks
- ▼ Artwork supplied as a PDF
- ▼ Bitmap images no less than 130 DPI

Sending Us Your Files

- ▼ Files under 20MB email to sales@easysigns.com.au
- ▼ Over 20MB files send via www.sendspace.com or share with our Google Drive at artwork@easysigns.com.au

Please Note: The Safe area of your EasySEG Fabric Frame is 5mm in from each edge. Please refer to examples above.